







Cantilever Sled Base SL2800



Rocker RK2800



Simplicity of Form


ROQA's poly shell is minimal yet highly functional. It combines the seat, arm, and back into one fluid form that appears simple yet has subtle complexities to cradle the body with comfort.

The use of bent steel for Roqa's frame creates a visual tension between delicate frame and the shell body. The combination looks as though the shell is floating - with little more than a thin tube supporting it.


ROQA Shell:



Frame:




Black Coffee




Silver

Rocker Wood Stain



Umber



Latte

Features:

- Polypropylene shell
- Upholstered seat option
- 15 gauge tubular steel frame
- Powder-coat finish

