



PANDA is the natural extension of our PolarICE Concept with the addition of minimalist, snap-on decorative end caps and socket frames to embellish the compact design of the chassis.

Available as standard with white frames, black end caps and sockets for a high contrast "Panda" look; a more contemporary feel can be had with white frames, end caps and gray sockets for the clean, modern aesthetic.

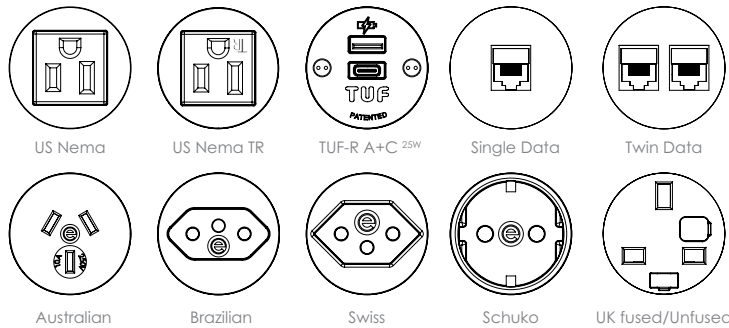
For those instances when the classics will not do, add your style to PANDA with a one-piece aluminum frame in one of eight select paint colors or specify your own RAL color for a unique feel.

UNIQUE SELLING POINTS:

- Patented TUF-R 25W USB charging
- Choice of AC sockets & data solutions
- Distinctive compact modular design
- Flexible mounting options
- Decorative socket frames and end caps
- Easy to clean and maintain

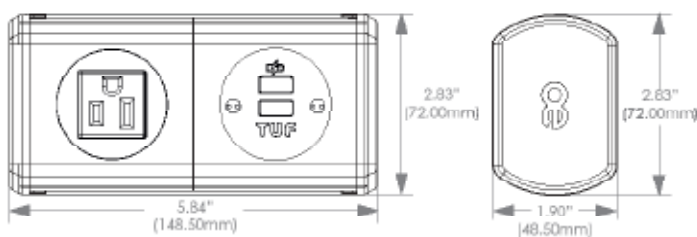


Available Modular Components:

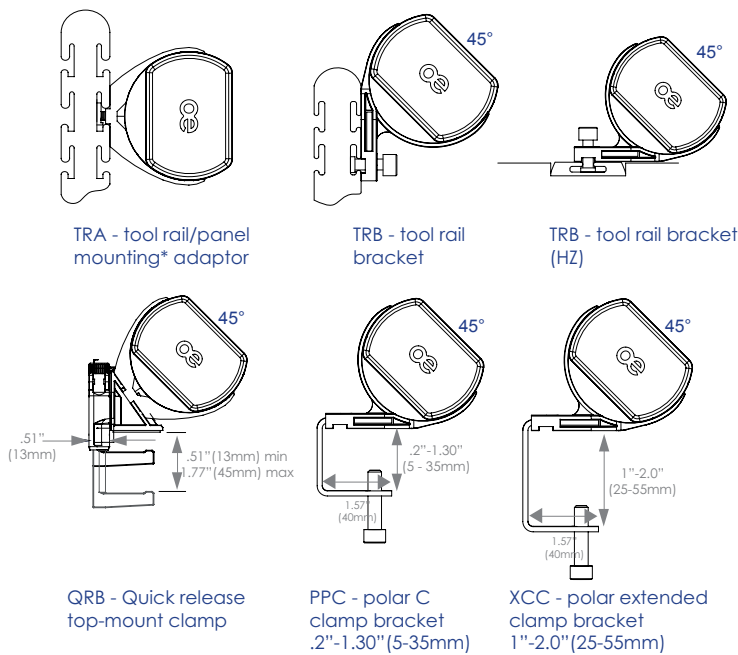


See www.oeelectronics.com for full list of available [modular components](#).

Dimensions:



Standard Mounting:



* Please ring to confirm tool rail/panel compatibility

Mounting:

PANDA is designed with interchangeable snap on brackets, which can be changed on-site to accommodate any future change of position of PANDA. Together with soft wired power and data and replaceable TUF, this ensures investment protection as well as the environmental benefits of re-use rather than replace.

Certifications:

cETLus - UL962A / CSA22.2

International certifications available upon request.

Configuration:

Configure PANDA's 42mm socket apertures with any combination of:

- AC power socket, or
- TUF-R A+C 25W USB charger, or
- Data/AV

PANDA includes a unique full-length anti-flex system, which guarantees unit integrity, regardless of length.

Construction:

Extruded Aluminum chassis, decorative frame and end caps. OE anti-flex system of interlocking socket fascias guarantees unit integrity regardless of length.

Colors:

Standard - White frames, black sockets*, & end caps
 Alternates - White frames & end caps with grey sockets*
 - All black

PANDA-8 - Select colors are available upon request



*NEMA TR sockets - black only

Power and Cord:

PANDA is wired as standard with a 32" 14/3 SJT cord to a male GST connector to be used with OE's [pluggable GST system](#).

Available by special order wired with a NEMA 5-15 cord and plug.

A starter cord is required for GST option: 72" or 108" 14/3 SJT cord with female GST connector, NEMA plug, and Integral OCP standard.

Data:

As well as soft-wired power, PANDA can accommodate soft wired data.

Using high quality in-line couplers with interchangeable system leads (or punch down sockets for site installed data) data cables can be changed "on-site" to suit individual office desk layout.

Where keystone sockets are ordered, our unique range of keystone adapters allow data outlets to sit flush and be color coded for easy circuit identification.

Quality and Testing:

All PANDA units are manufactured using ISO9001 quality controlled components and practices, and are 100% tested before shipment.

- Visual: Configuration and appearance
- Power sockets: Continuity, polarity, insulation & ground
- TUF-R A+C 25W USB charger: Fully function tested, as well as 4 hour "full-load" soak tested"
- Data & AV: 100% continuity tested; all orders are batch tested for performance compliance

"we test every pin in every socket in every module"